

## AVALANCHE 2022 conference registration

After you have successfully created your user profile and logged in to the AVALANCHE 2022 registration website the conference registration will be available for you from the "Conference registration" menu.

The screenshot shows a web browser window with the URL <https://avalanche2022.statphysconf.hu/manage/questionnaire/b...>. The page title is "AVALANCHE 2022 - AVALANCHE DYNAMICS AND PRECURSORS OF CATASTROPHIC EVENTS". The event dates are "Debrecen, Hungary, August 29 - September 2, 2022". The user is logged in as "test\_user" and has access to "Profile", "Conference registration", and "Abstract submissions" menus.

There are two informational messages:

- Conference registration is closed.
- Registration for the conference is open from: 2021-03-21. To register please complete the online registration form. Any change to this form is automatically saved. If you come back later, you can continue filling it. After pressing the "Finalizing the Registration" button your registration is finalized. After finalizing there is no possibility to change the content of the registration form.

The main heading is "Register to conference". Below it is a "PARTICIPANT INFORMATION" section with a dropdown menu and an "INVOICE DATA" button. The form fields are:

- Name\***: A table with three columns: Prefix (dropdown menu with "Please choose!"), First Name (text input), and Last Name (text input).
- Male/Female \***: A dropdown menu with "Please choose!".
- Mobile phone number\***: A text input field with a placeholder "format: +36 20 1234567".
- E-mail\***: A text input field with a help icon and the value "test\_user@example.com".
- Special Requests**: A text input field.

## Some notes to the form

- You will be presented with the registration form to the conference. This form has seven pages:
  1. Participant information
  2. Accommodation information
  3. Meals information
  4. Invoice data
  5. Correspondence data
  6. Payment information
  7. Declaration
- You can use the selector list or page selection buttons at the very top and bottom of the form.
- You must give answer to all questions on all pages where the title contains an asterisk (\*).
- All your answers are automatically saved, meaning you can pause filling the form anytime and come back later.
- Dates are in “year – month – day” format.
- Phone numbers should be provided in “+(country code) (prefix) (local phone number)” format. You can provide the phone numbers in other formats, too and the system will automatically convert it to the requested format. This only works with Hungarian phone numbers.
- Country and Nationality questions have an auto-complete feature. You can start typing in these fields and the possible values will open in a list. You can select the desired option by selecting it from the list or by fully typing the name of the option.
- Some answers can open up new questions.

Very important that just answering the questions will not automatically submit your conference registration request. After you given answers for every question, you must press the “Finalizing the Registration” button at the very end of the registration form. Doing this will submit your registration form to the organizers. After this step you will still be able to view your registration form but all fields become read-only.

test\_user (Log out) Profile Conference registration Abstract submissions

**Name of Institution/Organization/Company\***

**Department/Institute (others)**

**City\***

**Country\***

**Type of participant**

student  
 delegate

**Type of presentation\***

Please choose!


**Mode of participation\***


Please choose!


PARTICIPANT INFORMATION

[INVOICE DATA >](#)

[Finalize the Registration](#)

Roland Eötvös Physical Society  


University of Debrecen  


NATIONAL RESEARCH, DEVELOPMENT AND INNOVATION OFFICE HUNGARY  
PROJECT FINANCED FROM THE NRDI FUND  


When pressing the “Finalizing the Registration” button the system will check that you have given answer to every required question. If there are missing questions the system will show you a list of every missing questions:

AVALANCHE 2022 - Avalanche
+

← → ↻ 🏠 🔒
https://avalanche2022.statphysconf.hu/manage/questionnaire/b...
🔍 Keresés
🔖 📄 📌 📄 📄

## AVALANCHE 2022 - AVALANCHE DYNAMICS AND PRECURSORS OF CATASTROPHIC EVENTS

Debrecen, Hungary, August 29 - September 2, 2022

← [BACK TO AVALANCHE 2022 - AVALANCHE DYNAMICS AND PRECURSORS OF CATASTROPHIC EVENTS WEBSITE](#)

test\_user (Log out)
👤 Profile
📅 Conference registration
📄 Abstract submissions

⚠️ **Validation found an error in the form. Please correct it first.**

⚠️ **Before finalizing please fill out the following: Register to conference - Name**

⚠️ **Before finalizing please fill out the following: Register to conference - Male/Female**

⚠️ **Before finalizing please fill out the following: Register to conference - Mobile phone number**

⚠️ **Before finalizing please fill out the following: Register to conference - Name of Institution/Organization/Company**

⚠️ **Before finalizing please fill out the following: Register to conference - City**

⚠️ **Before finalizing please fill out the following: Register to conference - Type of presentation**

⚠️ **Before finalizing please fill out the following: Register to conference - Mode of participation**

⚠️ **Before finalizing please fill out the following: Register to conference - Name of Person/Institution/Organization/Company**

⚠️ **Before finalizing please fill out the following: Register to conference - Billing address**

📌 **Conference registration is closed**

📌 **Registration for the conference is open from: 2021-03-21**

To register please complete the online registration form. Any change to this form is automatically saved. If you come back later, you can continue filling it. After pressing the "Finalizing the Registration" button your registration is finalized. After finalizing there is no possibility to change the content of the registration form.

🖨️ [Print PDF](#)

## Register to conference

PARTICIPANT INFORMATION
INVOICE DATA >

**PARTICIPANT INFORMATION**

---

**Name\***

Prefix	First Name	Last Name
<input type="text" value="Please choose!"/>	<input type="text"/>	<input type="text"/>

---

**Male/Female \***

---

**Mobile phone number\***